

**PINELLAS PLANNING COUNCIL
AGENDA MEMORANDUM**

**PRELIMINARY FOR
PAC REVIEW ONLY**

AGENDA ITEM: IV B.

MEETING DATE: January 21, 2009

SUBJECT:

Annexation Report – Quarterly Summary, First Quarter Fiscal Year 2008/09

RECOMMENDATION:

Council Review, Discuss As Appropriate
(Information Only – No Action Required)

BACKGROUND:

This report provides a synopsis of staff receipt and tracking of voluntary annexations for the first quarter of Fiscal Year 2008/09, and it includes details regarding other forms of annexation that have occurred over the past few years.

Chart 1 provides acreage summaries, Chart 2 taxable value, and Chart 3 the percentage of acres annexed in enclaves, all for annexations reviewed in each fiscal year since 2000/01 through the first quarter of Fiscal Year 2008/09. The acreage and taxable value for the first quarter of FY 08/09, October through December, were 4.04 acres and \$1,970,651 respectively. Forty-nine percent (1.98 acres) of the acreage annexed during the quarter reduced or eliminated an enclave. Also, there was one completed non-voting referendum annexation by the City of St. Petersburg this first quarter of FY 08/09. Information on this annexation can be found in Table 2 on Page 6 of this report.

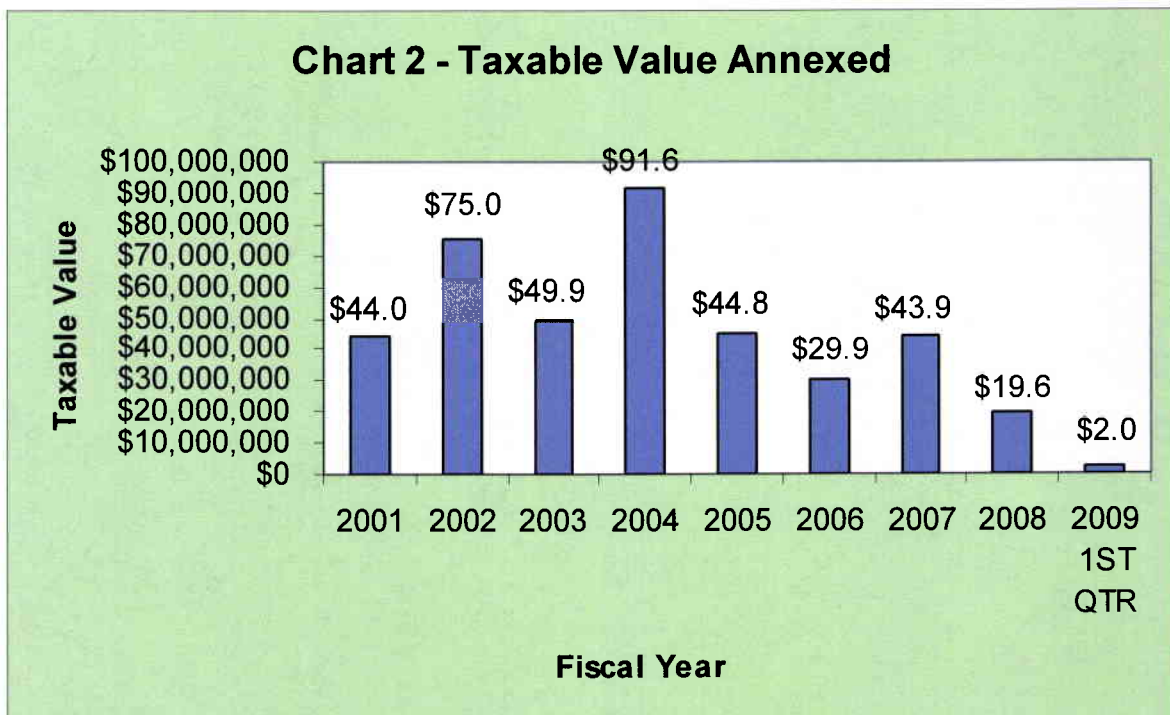
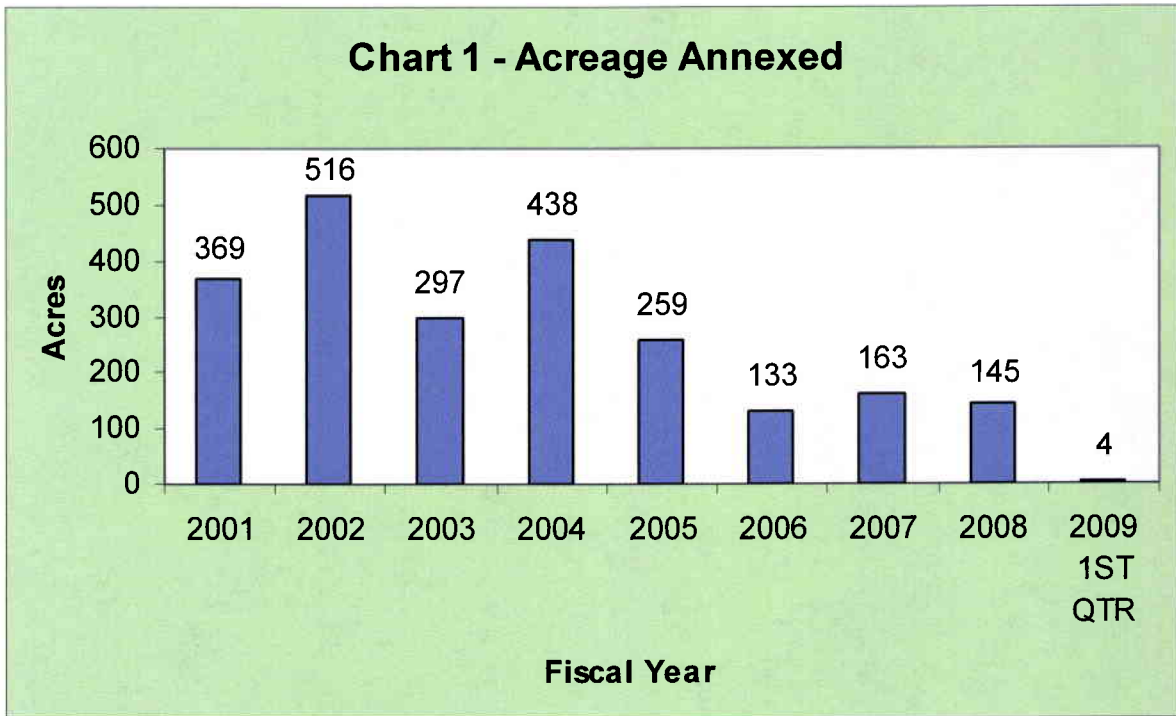
Table 1 is a cumulative log of all voluntary annexation petitions received subsequent to the invalidation of Pinellas County Ordinance No. 00-63.

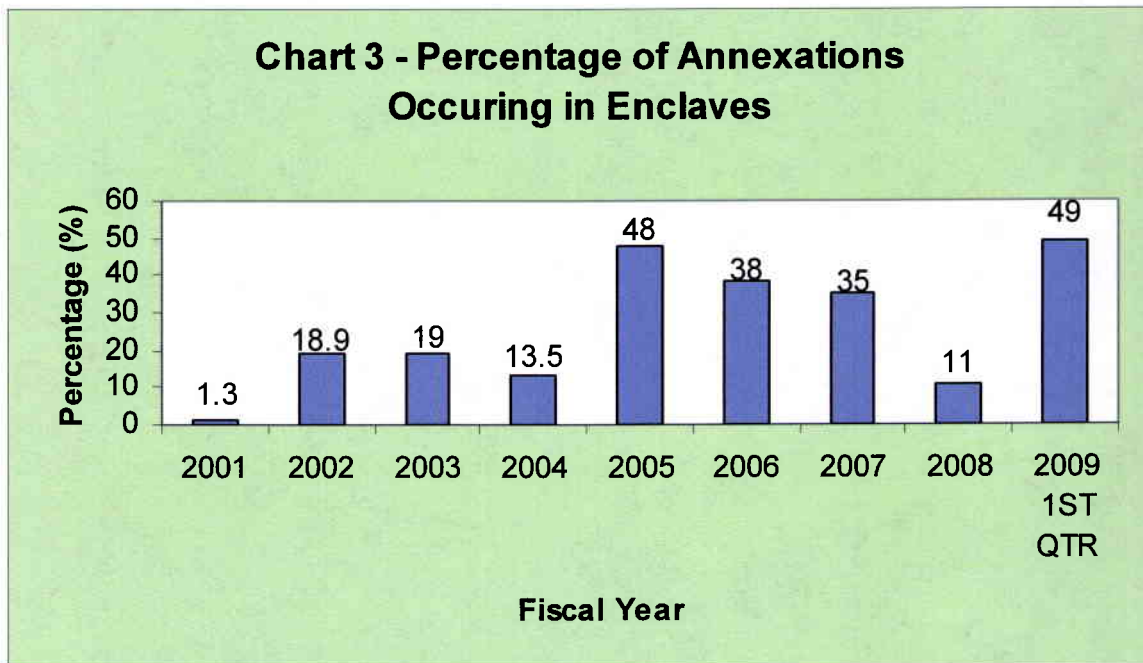
Table 2 is a list of successful referendum/involuntary annexations that have occurred in recent years. This table includes taxable value of the area at the time it was annexed, the acreage of the annexation area, and the estimated population affected by the annexation.

PINELLAS PLANNING COUNCIL ACTION:

COUNTYWIDE PLANNING AUTHORITY ACTION:

SUMMARY VOLUNTARY ANNEXATION DATA





**TABLE 1 – CUMULATIVE LOG OF VOLUNTARY ANNEXATIONS
OCTOBER 17, 2007 THROUGH DECEMBER 31, 2008**

Municipality	Petitions	Acres
Clearwater	19	6.87
Dunedin	3	3.22
Largo	19	26.68
Oldsmar	12	3.67
Pinellas Park	30	5.99
Safety Harbor	4	1.63
Seminole	13	49.76
Tarpon Springs	4	52.10
TOTAL	104	149.92